

# Implant Card Information Leaflet

Shanghai Shape Memory Alloy Co.,Ltd.



ICIF-DMVSD-001 Rev.01

This device is a permanent cardiac implant. Please complete this card as the following instructions and give it to the patient.

The front of the implant card,  
the design is as below figure:

SHSMA

International Implant Card

\_\_\_\_\_

\_\_\_\_\_

\_\_\_\_\_

<http://en.scientechmed.com/product/142.html>

IC-DMVSD-001 Rev.01

For example:

SHSMA

International Implant Card

John Smith

20/05/2022

ABC Healthcare center  
123 Medical Parkway, Cork, Ireland  
Dr.H-C Professional

<http://en.scientechmed.com/product/142.html>

IC-DMVSD-001 Rev.01

|  |   |
|--|---|
|  | Means patient identification. This column shall be filled with patient name or patient ID by healthcare institution/provider. |
|  | Date of implantation, to be filled by healthcare institution/provider.  |
|  | Name and Address of the implanting healthcare institution/provider, to be filled by healthcare institution/provider.          |
|  | Information website for patients, where patients can obtain additional information on this medical device.                    |

The back of the implant card:

VSD Occluder

MD

Place attach the sticker here

Shanghai Shape Memory Alloy Co., Ltd  
1F and 5F, Tower 41, No. 258 XinZhuan Road, Songjiang High-Tech Park,  
CaoHeJing Development District, Shanghai 201612,China  
<http://en.scientechmed.com>

For example: (the sticker provided is only for  
illustration, please be subject to the actual)

VSD Occluder

MD

MemoCarna

VSD Occluder

REF

DMSQFDQ-II 05

SN

S23034021

Shanghai Shape Memory Alloy Co., Ltd  
1F and 5F, Tower 41, No. 258 XinZhuan Road, Songjiang High-Tech Park,  
CaoHeJing Development District, Shanghai 201612,China  
<http://en.scientechmed.com>


Please tear off one peelable part of the device label on the package and attach it to the area of 'Please attach sticker here' on the back of the implant card and cover these words. The information on the sticker to be placed including device name, serial number, catalogue number and UDI.


|  |  |
|--|--|
|  | Device name  |
|  | Catalogue number, by which can identify the medical device.  |
|  | Unique device identifier, which contains device identifier information of UDI-DI, expiration date and serial number.   |
|  | Serial number, which is unique, we can trace the production batch by this number.  |
|  | MR Conditional, indicates that non-clinical testing has demonstrated that the implant can safely be scanned under specific MR conditions. The detailed information, please see the instructions for use companied with the device. |
|  | Manufacturer of the device.  |

# Implant Card for MemoCarna VSD Occluder


File Number and Version :IC-DMVSD-001 Rev.01

Front:


 **International Implant Card**




\_\_\_\_\_




\_\_\_\_\_



\_\_\_\_\_



\_\_\_\_\_



<http://en.scientechmed.com/product/142.html>

IC-DMVSD-001 Rev.01

Back:

**VSD Occluder**



*Place attach the sticker here*



**Shanghai Shape Memory Alloy Co., Ltd**  
1F and 5F, Tower 41, No. 258 XinZhuan Road, Songjiang High-Tech Park,  
CaoHeJing Development District, Shanghai 201612.China  
<http://en.scientechmed.com>



Note: the contents in rectangular frame are printed on the peelable parts of the device label please healthcare institution/provider tear off one of them and attach it on the back of this implant card. The information on the sticker to be placed including device name, serial number catalogue number and UDI.